

**MULTI
CENTRIFUGE
VARISPIN 4**



Multi purpose centrifuge suitable for a variety of applications at lower speeds



STANDARD SPECIFICATION

Max. RPM	4,000rpm(Angle Rotor)	4,000rpm(Swing Rotor)
Max. RCF	2,689 xg	2,987 xg
Max. Capacity	15ml x 24	100ml x 4
Accel / Decel phase	0 ~ 5 (6 Step)	
Noise Level	≤60dB	
Set Time	99 min 59sec or continuous	
Time Count	From start / From set-up RPM	
Program	10 memory	
Display	Blue LCD	
RPM Range	400 to 4,000 RPM	
Display message on screen	RPM(RCF), Time, ACC, DEC, Program, Rotor ID	
Available Rotor Quantity	5	
Power Supply	V4-MB	AC 230V ± 10%, 50-60Hz, 1Phase
	V4-MBT	AC 120V ± 10%, 50-60Hz, 1Phase
Power Consumption	1KW	
Dimension(W x D x H)	415 x 554 x 311mm(H:724mm with open lid)	
Weight (without rotor)	25kg	

MAIN FEATURE



Compact Multi Purpose Centrifuge

Tabletop design, suitable for routine blood/urine separation.



Fast acceleration/
deceleration time



















Various tubes
available






LCD screen with
high visibility

AVAILABLE ANGLE ROTORS





















AL2415G	F15A-3	F15A-5			
 <p>Fixed Angle rotor $\angle 45^\circ$ 24 x 15ml Radius(mm) : In 131 / Out 144.5</p>					
					
Volume (ml)	3	5	10	15	15 Conical
Number per rack / rotor	24	24	24	24	24
Adaptor bore (mm)	13.5	13.5	18	18	18
Max. height for use (mm)	115	139	139	120	120
RPM	4,000	4,000	4,000	4,000	4,000
Radius (mm)	In 111 Out 124.5	In 129.4 Out 142.9	In 131 Out 144.5	In 131 Out 144.5	In 125.5 Out 139
RCF	In 1,986 Out 2,227	In 2,315 Out 2,556	In 2,343 Out 2,585	In 2,343 Out 2,585	In 2,245 Out 2,486










AL1615G	F15A-3	F15A-5			
 <p>Fixed Angle rotor $\angle 45^\circ$ 16 x 15ml Radius(mm) : 150.3</p>					
					
Volume (ml)	3	5	10	15	15 Conical
Number per rack / rotor	16	16	16	16	16
Adaptor bore (mm)	13.5	13.5	18	18	18
Max. height for use (mm)	130	152	136	136	136
RPM	4,000	4,000	4,000	4,000	4,000
Radius (mm)	130.3	148.7	150.3	150.3	144.8
RCF	2,331	2,660	2,689	2,689	2,590

AVAILABLE SWING ROTORS

S2G-MTP		
 <p>Swing Out Rotor Max. RPM : 4,000 Radius(mm) : 112 Max. RCF : 2,003</p>		
Volume (ml)	MTP	DWP
Number per rack / rotor	2/4	1/2
RPM	4,000	4,000
Radius (mm)	112	112
RCF	2,003	2,003

AVAILABLE SWING ROTORS

S4100G	B100								
									
	S100T-1.5-6	S100T-5-5	S100T-10-4	S100T-15-3	S100T-15C-3	S100A-50	S100A-50C	S100A-85	S100A-100
									
Swing Out Rotor Max. RPM : 4,000 Radius(mm) : 167 Max. RCF : 2,987									
Volume (ml)	1.5	5	10	15	15 Conical	50	50 Conical	85	100
Number per rack / rotor	6/24	5/20	4/16	3/12	3/12	1/4	1/4	1/4	1/4
Adaptor bore (mm)	11	13.5	16	17.5	17	29.5	30	38.5	44
Max. height for use (mm)	130	130	130	130	133	130	133	130	130
RPM	4,000	4,000	4,000	4,000	4,000	4,000	4,000	4,000	4,000
Radius (mm)	164	164	164	164	167	164	167	164	164
RCF	2,934	2,934	2,934	2,934	2,987	2,934	2,987	2,934	2,934

S650G	B50			
				
	S50A-15C	S50A-15	S50A-50C	
				
Swing Out Rotor Max. RPM : 4,000 Radius(mm) : 167 Max. RCF : 2,987				
Volume (ml)	15 Conical	15	50 Conical	50
Number per rack / rotor	1/6	1/6	1/6	1/6
Adaptor bore (mm)	17	17.5	30	-
Max. height for use (mm)	126	123	126	126
RPM	4,000	4,000	4,000	4,000
Radius (mm)	167	164	167	167
RCF	2,987	2,934	2,987	2,987

ORDER INFORMATION

	ITEM	DESCRIPTIONS
Main Body	VARISPIN 4	VARISPIN 4, without rotor, AC 230V \pm 10% 50/60Hz, EU Standard Plug
	VARISPIN 4	VARISPIN 4, without rotor, AC 120V \pm 10% 50/60Hz, EU Standard Plug
Angle Rotor	AL2415G	15ml x 24 fixed angle rotor with 15ml stainless steel sleeves (Max 4,000RPM)
	AL1615G	15ml x 16 fixed angle rotor with 15ml stainless steel sleeves (Max 4,000RPM)
Swing Rotor	S4100G	100ml x 4-wing swing rotor without buckets (Max 4,000RPM)
	S650G	50ml x 6-wing swing rotor without buckets (Max 4,000RPM)
	S2G-MTP	2-wing micro plate swing rotor (Max 4,000RPM)

